

## New SmartExporter License

Your SmartExporter license will expire soon and therefore has to be updated. Please update your license following the procedure outlined below to use SmartExporter for another year.

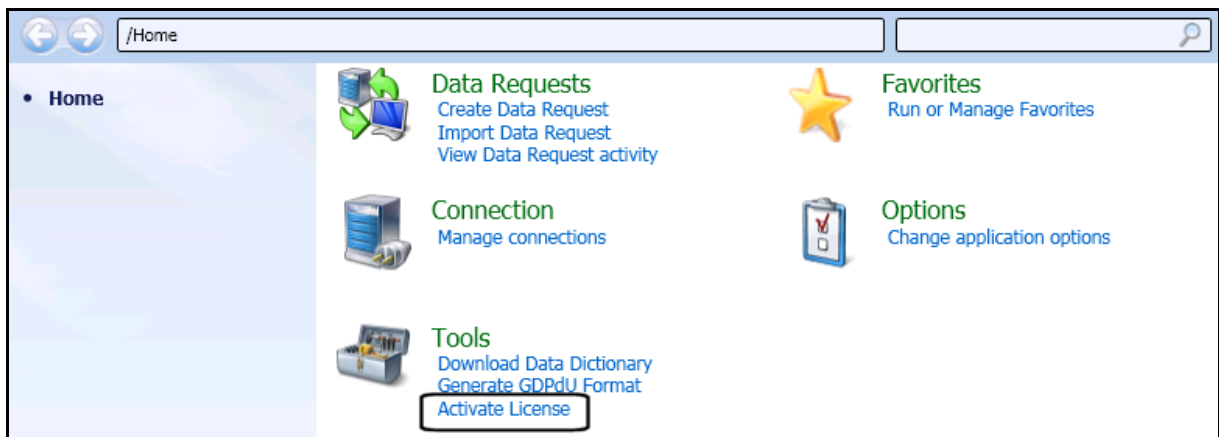
If you are not able to update your license until the 31st of January 2014, SmartExporter cannot be launched anymore. A prompt to update your license will be shown instead. However, you will still be able to update your SmartExporter license even after this deadline has passed simply by entering you license key or by requesting a new license.

A detailed instruction on how to update and activate your SmartExporter license is also included in the SmartExporter User Guide (Start menu – All Programs – Audicon – SmartExporter – Guide).

## SmartExporter Full Version

If you have a full version of SmartExporter Audicon or your local distributor will provide your new SmartExporter license either by mail or by e-mail. Please update your license when you have received it.

1. Open SmartExporter and select the **Activate License** task in the **Tools** category.

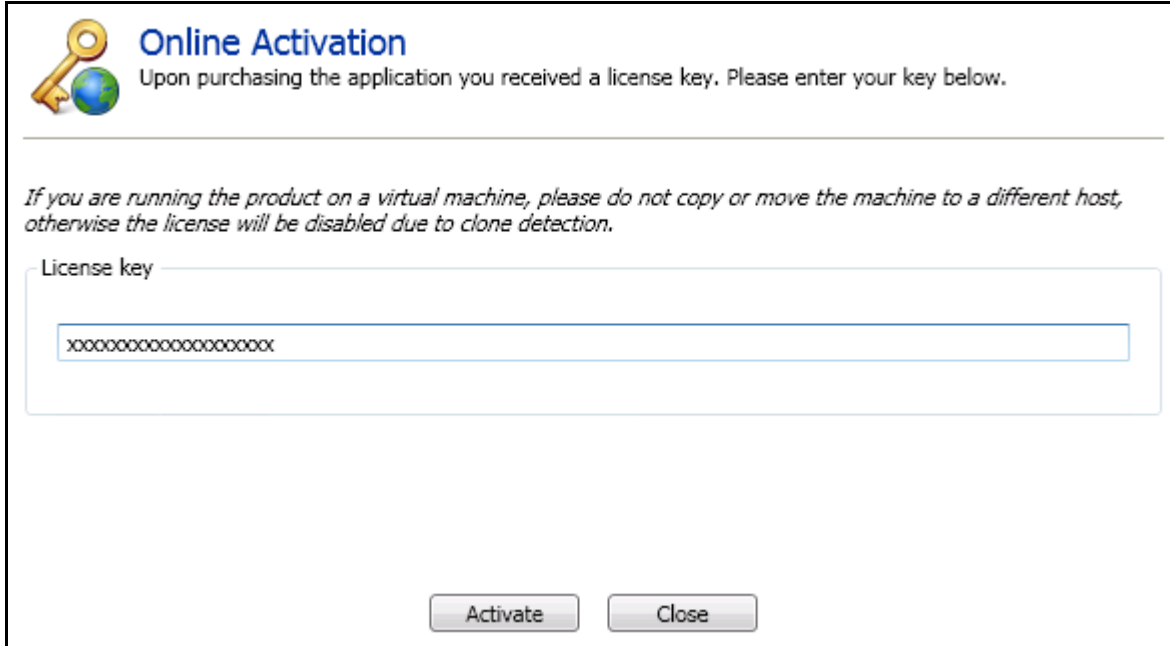



You can also select this option by opening the **Start** menu – **All Programs** – **Audicon** – **SmartExporter** – **Activate License**.

2. The **SmartExporter – License Activation** dialog is launched. Please select the **Online Activation** option if you have access to the internet.

If you cannot use the online activation, please refer to the instruction below on how to update a SmartExporter Starter license by requesting a new license.

3. Enter the license key you have received and click the **Activate** button.



 **Online Activation**  
Upon purchasing the application you received a license key. Please enter your key below.

*If you are running the product on a virtual machine, please do not copy or move the machine to a different host, otherwise the license will be disabled due to clone detection.*

License key

- Your license will be updated and the new expiry date will be shown in the **SmartExporter – License Activation** dialog:

Installed license:	
Name	Restrictions
<b>Smart Exporter (Full)</b>	End Date: Samstag, 31. Januar 2015 23:59

**Please note:**


Each license key can only be used once. If you would like to use SmartExporter on another machine, an additional license key is required.

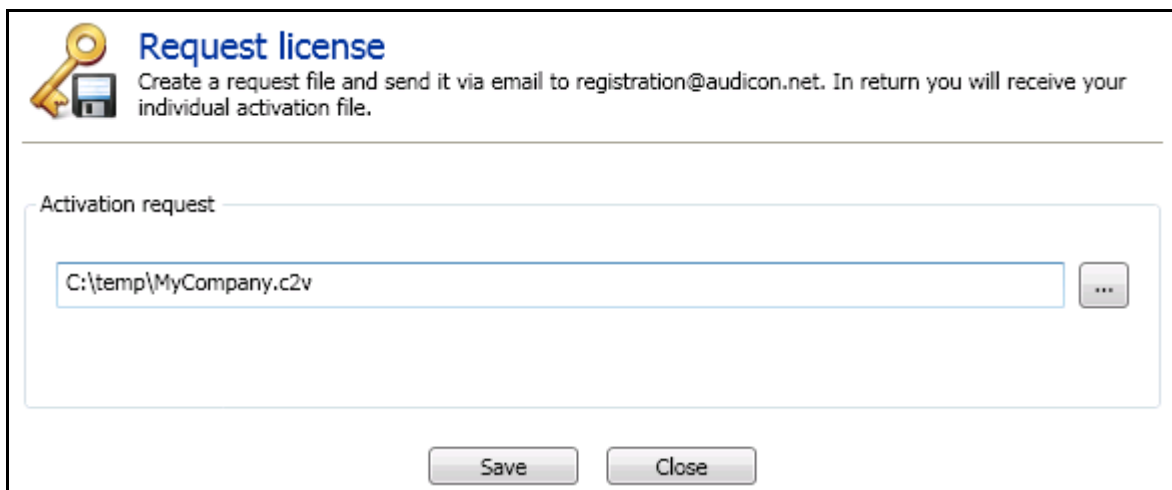
## SmartExporter Starter


If you are using a SmartExporter Starter version, please request a new license key to use your free SmartExporter Starter version for another year. Please follow the steps below:

1. Open SmartExporter and select the **Activate License** task in the **Tools** category.

You can also select this option by opening the **Start** menu – **All Programs** – **Audicon** – **SmartExporter** – **Activate License**.

2. The **SmartExporter – License Activation** dialog is launched. Please select the **Request license** option if you have access to the internet.
3. Click the **Browse** button  to select a folder where you want to store your Activation request file (.c2v). Enter a meaningful name like “MyCompany.c2v”.



4. Click the **Save** button.
5. Please send this file by e-mail to [registration@audicon.net](mailto:registration@audicon.net).
6. You will then receive your Update file (.v2c). Save the file to a temporary folder on the desktop.
7. Launch the **SmartExporter - License Activation** dialog by selecting **Start** – **All Programs** – **Audicon** – **SmartExporter** – **Activate license**.
8. Please click the **Apply Update** option in the **SmartExporter - License Activation** dialog.
9. Use the  button to locate the update file and click **Open**.
10. Click the **Apply** button to update your SmartExporter license.

**Note:**

**Use only the computer you have created your Activation Request File on to apply the update. The update file is not valid for a different machine.**

11. Exit the wizard by clicking the **Close** button.

12. Your license will be updated and the new expiry date will be shown in the **SmartExporter – License Activation** dialog.

**Please note:**

**Each license key can only be used once. If you would like to use SmartExporter on another machine, an additional license key is required.**